

America's Premier Paver

Premium Pavers

English Edge®

- 552475 English Edge® Full Range (Red Flash)
- 552478 English Edge® Red
- 552477 English Edge® Rose Full Range (Pink Flash)
- 552464 English Edge® Autumn (Full Flash)
- 552469 English Edge® Dark Accent
- 552460 English Edge® Buff
- 552465 English Edge® Ironspot
- 552453 English Edge® Accent Gray
- 552452 English Edge® Cocoa Full Range
- 2 1/4" x 4" x 8" beveled edge pavers with spacer nibs
Unit wt: 5.5 lbs. Units/cube: 495
110 square feet per package

English Edge® Heavy Duty

- 552471 English Edge® Heavy Duty Full Range
- 552472 English Edge® Heavy Duty Red
- 2 1/4" x 4" x 8" beveled edge pavers with spacer nibs
Unit wt: 6.7 lbs. Units/cube: 380
84 square feet per package

Permeable Pavers

- 552570 English Edge® StormPave Red 2 1/4"
- 552571 English Edge® StormPaver FR 2 1/4"
- 2 1/4" x 4" x 8" large spacer nibs with beveled edges
Unit wt: 5.5 lbs. Units/cube: 495
110 square feet per package
- 552580 English Edge® StormPave Red Heavy Duty
- 552581 English Edge® StormPave FR Heavy Duty
- 552591 Rumbled® RainPave Red Heavy Duty
- 552592 Rumbled® RainPave FR Heavy Duty
- 2 1/4" x 4" x 8" (RainPave: large spacer nibs & round edges)
Unit wt: 6.7 lbs. Units/cube: 380
84 square feet per package

Rumbled®

- 552550 Rumbled® Full Range
- 552552 Rumbled® Main Street (Full Range-Some Whites)
- 552556 Rumbled® Rose Full Range
- 552558 Rumbled® Ironspot
- 552554 Rumbled® Red
- 2 1/4" x 4" x 8" rumbled after firing
Unit wt: 5.5 lbs. Units/cube: 495
110 square feet per package

Old Paver Series - Antique Edge

- 552480 Old Towne (Antique Red Flash)
- 552484 Old Tavern (Antique Burgundy Flash)
- 552482 Old South (Antique Salmon Flash)
- 552440 Old Mill (Gray/Brown)
- 552483 Old Mocha (Brown/Tan)
- 2 1/4" x 4" x 8" antique edge pavers with scalloped edges
Unit wt: 5.6 lbs. Units/cube: 495
110 square feet per package

Traditional Pavers

- 552495 Pathway Full Range 4" x 8" (Red Flash)
- 552492 Pathway Red 4" x 8"
- 552488 Cocoa Full Range 4" x 8" (Chocolate Flash)
- 2 1/2" x 4" x 8" straight edge pavers
Unit wt: 5.5 lbs. Units/cube: 495
110 square feet per package

552497 Pathway Full Range Modular (Red Flash)

- 552494 Pathway Red Modular
- 2 1/2" x 3 3/8" x 7 3/8" straight edge pavers
Unit wt: 4.8 lbs. Units/cube: 495
110 square feet per package
(Assumes mortar joint of 3/8")

Thin Pavers

- 550314 Brookstown Full Range 4" x 8" (Red Flash)
- 550318 Brookstown Red 4" x 8"
- 550315 Harbortown Full Range 4" x 8" (Chocolate Flash)

- 1 1/2" x 4" x 8" straight edge thin pavers
Unit wt: 3.4 lbs. Units/cube: 760
168 square feet per package

550316 Brookstown Full Range Modular (Red Flash)

- 550319 Brookstown Red Modular
- 550305 Harbortown Full Range Modular
- 550320 Carytown Full Range Modular (Pink Flash)
- 1 1/2" x 3 3/8" x 7 3/8" straight edge thin pavers
Unit wt: 3.0 lbs. Units/cube: 760
168 square feet per package
(Assumes mortar joint of 3/8")

CityCobble Rumbled® Pavers

Georgia Plant

- 752625 CityCobble Mahogany 5's
2 1/4" x 5 1/2" x 5 1/2"
- 752628 CityCobble Mahogany 8's
2 1/4" x 5 1/2" x 8"
- 752635 CityCobble Siesta 5's
2 1/4" x 5 1/2" x 5 1/2"
- 752638 CityCobble Siesta 8's
2 1/4" x 5 1/2" x 8"
- 5's Unit wt: 4.7 lbs. Units/cube: 476 Sq. Ft. 95
8's Unit wt: 7.1 lbs. Units/cube: 340 Sq. Ft. 100

Ask Pine Hall Brick representative for worksheet to figure quantities needed for either pattern.




Pine Hall Brick

earth friendly...naturally green

English Edge®

English Edge® is the original clay paver with spacer nibs and bevels on both bed surfaces. Available in 2 1/4" x 4" x 8" (2 3/4" thickness for heavy vehicular applications.)



English Edge® FR

English Edge® Red

English Edge® Dark Accent

English Edge® Rose FR

English Edge® Accent Gray

English Edge® Buff

English Edge® Ironspot

English Edge® Cocoa

English Edge® Autumn

Rumbled® Pavers

Tumbled after firing to represent an aged look of a paver that's been around for hundreds of years. This type of product is the fastest growing item in the hardscape business. (Available in 2 1/4" x 4" x 8").



Rumbled® Full Range

Rumbled® Ironspot

Rumbled® Main Street

Rumbled® Red

Rumbled® Rose Full Range

Permeable Pavers

These new genuine clay permeable pavers allow rainwater to filter down through a specially constructed paving system and dissipate into the soil, rather than carry excess pollutants into storm drains. See back for dimensions.



Tactile Pavers

ADA truncated dome pavers are required in transition zones between pedestrian and vehicular traffic areas.

Available in Red.



Old Series Paver

"Old" Series Pavers feature antique edges and color to offer a rustic appearance. Available in 2 1/2" x 4" x 8".



Old Towne

Old Mocha



Old Tavern




Old South



Old Mill

Traditional Edge



Pathway FR 2 1/2" x 4" x 8"

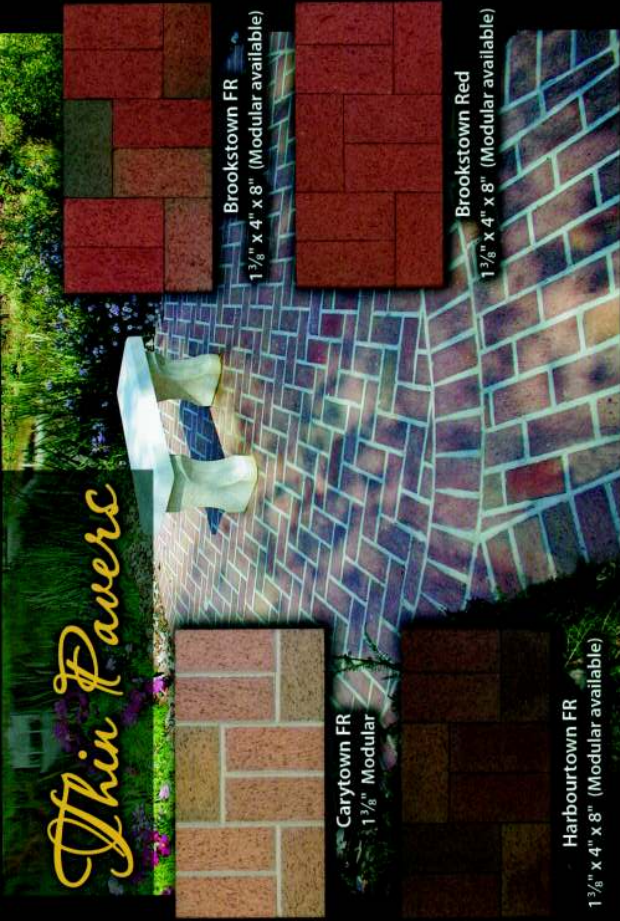
Pathway Red 2 1/2" x 4" x 8"
(Modular available)

Cocoa 2 1/2" x 4" x 8"



Pathway FR 2 1/2" Modular

Thin Pavers



Carytown FR
1 1/2" Modular



Harbortown FR
1 3/8" x 4" x 8" (Modular available)



Brookstown FR
1 3/8" x 4" x 8" (Modular available)



Brookstown Red
1 3/8" x 4" x 8" (Modular available)

City Cobble Pavers

CityCobble Pavers - Georgia Plant

CityCobble Rumbled® pavers offer a cobblestone look - the most popular look in segmental paving today. This 2 1/4" thick product includes two sizes, a 5 1/3" square and a 5 1/3" x 8" rectangle. When they are installed in an "I" or modified herringbone pattern, they give a random cobble look reminiscent of ancient walkways laid in stone.



CityCobble Mahogany
In an "I" pattern



CityCobble Siesta
in a Modified Herringbone pattern